








Landisville Intermediate Center

School Wide Positive Behavior Interventions and Supports

	 CLASSROOM	 HALLWAY	 BATHROOM	 PLAYGROUND	 CAFETERIA	 DISMISSAL	 BUS
Be Respectful	<ul style="list-style-type: none"> Voice Levels 0-2 Use kind words and actions Keep eyes and ears on speaker Have a positive attitude 	<ul style="list-style-type: none"> Voice Level 1 while switching classes Voice Level 0 when walking in line 	<ul style="list-style-type: none"> Voice Level 1 Honor others' privacy 	<ul style="list-style-type: none"> Voice Level 3 (outdoors) Voice Level 2 (indoors) Include others (Aevidum) 	<ul style="list-style-type: none"> Voice Level 2 Listen and follow directions Use table manners (Say "please" and "thank you") 	<ul style="list-style-type: none"> Voice Level 0 until you are outside Follow directions given by the adults on duty and the Safety Patrol 	<ul style="list-style-type: none"> Voice Levels 0-2 Listen to the bus driver Talk to peers quietly
Be Responsible	<ul style="list-style-type: none"> Follow adult directions Complete class work Take turns when speaking 	<ul style="list-style-type: none"> Walk to the right side Report to your destination promptly iPads remain off and by your side 	<ul style="list-style-type: none"> Flush the toilet Wash hands with soap Place electronics on the ledge 	<ul style="list-style-type: none"> Return all recess equipment when lining up Show good sportsmanship Use recess equipment properly 	<ul style="list-style-type: none"> Clean up your area Eat your own food Line up quietly upon entering and exiting the cafeteria 	<ul style="list-style-type: none"> Read your book silently Be in charge of yourself- your actions and reactions 	<ul style="list-style-type: none"> Follow bus rules Keep yourself under control
Be Ready	<ul style="list-style-type: none"> Be ready to listen and learn Have all materials organized and ready 	<ul style="list-style-type: none"> Stay with your line Walk on the second square Eyes looking forward 	<ul style="list-style-type: none"> Use the bathroom for its intended purpose Keep the area clean 	<ul style="list-style-type: none"> Line up at the first whistle in the correct lunch line Dress appropriately Voice level 0 when the whistle blows 	<ul style="list-style-type: none"> Know your lunch choice Get everything you need before you sit down Raise your hand if you need anything 	<ul style="list-style-type: none"> Have a book out to read Hold all playground equipment 	<ul style="list-style-type: none"> Have belongings ready Enter and exit quietly and orderly
Be Safe	<ul style="list-style-type: none"> Use and store school supplies safely Use walking feet Keep hands and feet to self 	<ul style="list-style-type: none"> Maintain personal space Walk Keep hands and objects to yourself Report unsafe behavior 	<ul style="list-style-type: none"> Report any problems to an adult Be careful of slippery floors Walk in and out 	<ul style="list-style-type: none"> Use hands and feet safely while playing Report problems to adults 	<ul style="list-style-type: none"> Walking feet Ask permission to get up Line up/sit down in correct area 	<ul style="list-style-type: none"> Keep hands and feet to yourself Stay seated until your bus is dismissed Walk to the bus in a single file line 	<ul style="list-style-type: none"> Keep your bottom to bottom, back to back Keep your backpack in your lap

LIC EXPECTATIONS:



BE RESPECTFUL



BE RESPONSIBLE



BE READY



BE SAFE

What is SWPBIS?

It is a system developed by schools to improve student behavior. It is used by all staff, with all students, across all school settings, to help schools create the most effective learning environment.

SWPBIS Consists of Three Components:

1

IDENTIFY AND TEACH EXPECTED BEHAVIORS

2

POSITIVELY REINFORCE AND RECOGNIZE EXPECTED BEHAVIOR

3

ENFORCE MEANINGFUL CONSEQUENCES FOR VIOLATIONS

Levels of Support

SWPBIS will help the staff at LIC to create and maintain supports that meet the needs of ALL students.

These supports are based on the understanding that specific behaviors need to be taught to students, not simply expected. To ensure that all students receive the support they need to be successful, LIC will implement a continuum of support described below:

1. Universal Support (School-Wide): These are supports provided to ALL students in the school, and may include:
 - Behavioral expectations taught and modeled
 - Positive reinforcement (at LIC we will utilize “Team Tickets” which can be redeemed for special privileges or activities)
 - Fair corrective discipline
 - Parent collaboration with school staff
2. Small Group Support: This level of support provides more intensive interventions for groups of students who may need it. These may include:
 - Social Skills Groups
 - Adult Mentor
 - Self-Management programs



3. Targeted Support (focus on individual child): Intensive individualized supports for students with challenging behavior. Supports at this level may include:

- Behavior Intervention Plan
- Functional Behavior Assessment
- Interagency Collaboration

“Until we have defined, taught, modeled, practiced, reinforced and re-taught, it is unethical for adults to punish” - Rob Horner

FAMILY INVOLVEMENT IN SWPBIS

The link between families and SWPBIS is an important one. When families are meaningfully involved in educational activities, their children tend to have higher rates of success at school. Teaching expected behavior at school works best when there is consistency at home as well. The goal of SWPBIS is that children learn to self-manage their behavior and make positive choices, which will happen most efficiently if we are all speaking the same language. You are an integral part of Team LIC, and remember **T**ogether **E**veryone **A**chieves **M**ore!

As always, Thank you for your continued support and partnership!!!

